





VOTER OUTREACH


Our office is dedicated to providing voter registration services and educational programs to people of all ages. We are always seeking creative ways to partner with community organizations. Below is a list of some of the outreach services we offer:

- Facility Tours
- Guest Speakers
- Democracy Days Civics Presentation
- Pop In To Register: Voter Registration Drives
- Election Services: Mock Elections, Student Government, etc.
- Sunshine State Young Readers Voting Program

For information on the programs listed above, call 772-226-4700.

Connect With Us

 @VoteIndianRiver	 772-226-4700
 @VoteIndianRiver	 info@voteindianriver.gov
 @VoteIndianRiver	 VoteIndianRiver.gov
	4375 43rd Avenue, Vero Beach, FL 32967





Leslie Swan Supervisor of Elections

Dear Voter,

Thank you for taking time to review your Indian River County Voter Guide. My office is dedicated to providing the information, education, and technology needed for our election workers and staff to efficiently and effectively serve the voters of Indian River County.

This voter guide provides you with an overview of voting in Indian River County. It also contains important dates for upcoming elections, as well as, information on updating your voter registration information.

I encourage you to also visit our website and follow us on social media to obtain the most current and comprehensive elections information.

The staff at the Elections Office is here to assist Indian River County residents as they exercise one of the most precious rights we have as Americans: the right to vote! It is an honor

and a privilege to serve as your Supervisor of Elections.



Leslie R. Swan

Indian River County
Supervisor of Elections

VOTER'S RIGHTS

Each registered voter in this state has the right to:

1. Vote and have his or her vote accurately counted.
2. Cast a vote if he or she is in line at the official closing of the polls in that county.
3. Ask for and receive assistance in voting.
4. Receive up to two replacement ballots if he or she makes a mistake prior to the ballot being cast.
5. An explanation if his or her registration or identity is in question.
6. If his or her registration or identity is in question, cast a provisional ballot.
7. Written instructions to use when voting, and, upon request, oral instructions in voting from election officers.
8. Vote free from coercion or intimidation by election officers or any other person.
9. Vote on a voting system that is in working condition and that will allow votes to be accurately cast.

VOTER'S RESPONSIBILITIES

Each registered voter in the state should:

1. Familiarize himself or herself with the candidates and issues.
2. Maintain with the office of the supervisor of elections a current address.
3. Know the location of his or her polling place and its hours of operation.
4. Bring proper identification to the polling station.
5. Familiarize himself or herself with the operation of the voting equipment in his or her precinct.
6. Treat precinct workers with courtesy.
7. Respect the privacy of other voters.
8. Report any problems or violations of election laws to the supervisor of elections.
9. Ask questions, if needed.
10. Make sure that his or her completed ballot is correct before leaving the polling station.

FREQUENTLY ASKED QUESTIONS

What happens if I do not vote in every race?

The ballot scanner will accept your ballot and count only the voted races.

If I requested and received a vote-by-mail ballot, can I still vote in person?

Yes. You can bring your mail ballot packet to your polling place and ask an election worker to cancel the ballot. You may still vote in person, even if you do not have your mail ballot packet to surrender.

Can I change my ballot once it has been scanned and accepted by the ballot scanner?

No. Once a ballot has been accepted, it cannot be retrieved.

What is a Universal Primary Contest?

A Universal Primary Contest occurs when all candidates in a race have the same party affiliation and the winner of the primary election will have no opposition in the general election. All eligible voters, regardless of party affiliation, may vote in the primary election for that race.

How can I register and still keep my address and other identifying information confidential if I am a victim of violence?

Visit the Florida Attorney General’s website at www.myflorida.com/legal.com/ for information on the Address Confidentiality Program.

For Additional Frequently Asked Questions:

Visit the Florida Division of Elections website at <https://dos.myflorida.com/elections/> and click on the Frequently Asked Questions tab.

CONTENTS

DATES AND DEADLINES	4
VOTER REGISTRATION	5
UPDATING YOUR INFORMATION.....	6
CLOSED PRIMARIES	6
3 WAYS TO VOTE	7-9
VOTE BY MAIL	7
VOTE EARLY	8
VOTE ON ELECTION DAY	9
WHAT TO EXPECT AT THE POLLS	10
VOTERS WITH DISABILITIES	11
POLLING PLACE CHANGES.....	11
MILITARY & OVERSEAS VOTERS	12
ELECTION WORKERS	12
FREQUENTLY ASKED QUESTIONS	13
VOTER’S RIGHTS & RESPONSIBILITIES	15
VOTER OUTREACH	16
CONNECT WITH US	16

DATES & DEADLINES

2023 ELECTIONS

MUNICIPAL ELECTIONS: CITIES OF VERO BEACH, SEBASTIAN, FELLSMERE	
Election Day	Nov. 7, 2023
Registration Deadline	Oct. 10, 2023
Vote-By-Mail Request Deadline	Oct. 26, 2023; 5 p.m.
Early Voting	Not available

2024 ELECTIONS

PRESIDENTIAL PREFERENCE PRIMARY ELECTION	
Election Day	March 19, 2024
Registration Deadline	Feb. 20, 2024
Vote-By-Mail Request Deadline	March 7, 2024; 5 p.m.
Early Voting	March 9-16, 2024

PRIMARY ELECTION	
Election Day	Aug. 20, 2024
Registration Deadline	July 22, 2024
Vote-By-Mail Request Deadline	Aug. 8, 2024; 5 p.m.
Early Voting	Aug. 10-17, 2024

GENERAL ELECTION	
Election Day	Nov. 5, 2024
Registration Deadline	Oct. 7, 2024
Vote-By-Mail Request Deadline	Oct. 24, 2024; 5 p.m.
Early Voting	Oct. 21-Nov. 2, 2024

For Comprehensive Election Information

 772-226-4700

 VoteIndianRiver.gov

FREQUENTLY ASKED QUESTIONS

Why does Indian River County use paper ballots?

Florida law requires that all Florida voters use a paper optical scan ballot whether voting by mail, at an early voting site or at the polls on Election Day.

Is there a paper trail?

Yes. Your paper ballot is secured in the ballot box and is the official record of your votes. Paper ballots also are available for recounts and audits.

How do I know my votes are being counted?

The screen on the DS200 unit displays a message indicating your votes are being recorded and that your ballot has been accepted.

How do I find out if my provisional ballot was counted?

You will be given a Notice of Rights information sheet at the time you vote a Provisional Ballot, which will include instructions on how to inquire if your provisional ballot was counted, and if not, the reason(s) why. Information as to whether your provisional ballot was counted or not must be made available no later than 30 days following the election. (Sections 101.048(5)-(6), F.S.)

What is a poll watcher? Must they be a registered voter?

A poll watcher is a person who is asked by a candidate, political party or political committee to go to a polling place and observe. The poll watcher observes the elections process to see if any violations of election laws occur. If such a violation occurs, the poll watcher is to inform the Clerk of the violation. Each poll watcher must be a registered voter of the county in which he or she serves. No candidate, sheriff, deputy sheriff, police officer or other law enforcement officer may serve as a poll watcher.

MILITARY & OVERSEAS VOTERS

United States uniformed services members on active duty, Merchant Marine members, spouses or dependents thereof, or United States citizens residing outside of the U.S. may use a **Federal Post Card Application (FPCA)** to register to vote or update their voter registration and request a vote-by-mail ballot simultaneously. FPCAs can be obtained from any Voting Assistance Officer or from the Federal Voting Assistance Program website at fvap.gov.

You may also contact the Elections Office to request a voter registration application or a vote-by-mail ballot. Upon request, your ballot can be delivered by mail, fax, or email. Overseas voters may return their ballots via fax, but not email. Stateside voters must return their ballots by mail only.

You can track the status of your vote-by-mail ballot at VoteIndianRiver.gov.

Overseas voters have a 10-day extension in a Presidential Preference Primary or General Election. Your vote-by-mail ballot must be postmarked by Election Day and received at the Elections Office no later than 10 days after the election.

ELECTION WORKERS

Election workers have the opportunity to serve our community as a representative of the democratic process and also assist Indian River County residents as they exercise one of the most precious rights we have as Americans: the right to vote! Elections workers are paid for their time spent in training and for their work at the polls. Sign up for the next orientation by calling the Election Worker Coordinator at 772-226-4720.

VOTER REGISTRATION

YOU MAY REGISTER IF:

- You are a citizen of the United States.
- You are at least 18 years of age (you may pre-register at 16).
- You are a legal resident of the Florida county where you intend to vote.

YOU CANNOT REGISTER TO VOTE IF:

- You are not a citizen of the United States.
- You have been convicted of a felony or adjudicated mentally incapacitated with respect to voting, and you have not had your right to vote restored. Contact the Office of Executive Clemency at 800-435-8286 to confirm your rights are restored.

WHAT IS REQUIRED

- Complete and submit a voter registration application.
- You must provide your Florida Driver License or ID number or the last four digits of your Social Security number.

WHEN TO REGISTER

- Voter registration books close **29 days before each election**.
- You must be registered with a political party in order to vote for candidates in that party's primary election.
- Any political party change must be made at least 29 days prior to a partisan primary election in order for the change to be valid for that election.

WHERE TO REGISTER

- Election Offices
- Tax Collector's Offices
- Public Libraries
- Public Assistance Offices
- Centers for Independent Living
- Offices Serving Persons with Disabilities
- Armed Forces Recruitment Office
- Online at VoteIndianRiver.com
- Department of Motor Vehicles

UPDATING YOUR INFORMATION

ADDRESS CHANGE

The residential address on your voter registration record determines your Election Day voting location and the candidates and issues you are eligible to vote on in any election. To avoid going to an incorrect voting location and having to complete a change of address before voting, please ensure the Elections Office has your current address on file. Changes to your residential or mailing address within the State of Florida can be made by any of the following ways:

Online: RegisterToVoteFlorida.Gov

By phone: 772-226-4700

Email: info@voteindianriver.gov

Written: Voter Registration Application or signed written notice mailed or delivered to 4375 43rd Ave., Vero Beach, FL 32967

IMPORTANT: If you are submitting an address change (online, by phone or electronic means), you must provide your date of birth and either your Florida Driver License number, Florida ID Card number or the last four digits of your Social Security number, whichever may be verified in the supervisor's records.

NAME, SIGNATURE and PARTY AFFILIATION CHANGES must be submitted in writing on a Voter Registration Application. Political party changes must be made 29 days prior to an election for it to be effective for the upcoming election.

CLOSED PRIMARIES

WHAT DOES IT MEAN?

Florida is a closed primary election state. Only voters who are registered members of political parties may vote for their respective party candidates or nominees for an office in a primary election. All registered voters, regardless of party affiliation, may vote in universal primary contests, non-partisan races, and on ballot issues.

VOTERS WITH DISABILITIES

Election Day and Early Voting locations are equipped with an ExpressVote to assist persons with disabilities. This ballot marking device allows voters with disabilities the option of a touchscreen, or an audio headset with keypad to mark their ballot. The screen has large-print capability and adjustable screen contrast for enhanced viewing.

- Insert your ballot into the ExpressVote.
- Select your choices on the screen or keypad.
- Select **Back** or **Next** to navigate through the ballot.
- Once you have reviewed your ballot, touch **Print Card** and the ExpressVote will mark the ballot and return it to you.
- Insert your ballot into the optical scanner.



Polling Place Changes

Any time there is a permanent change to your polling place, you will receive a new voter information card. Notice also will be posted no sooner than 30 days before, but no later than 7 days before the election on the supervisor's web site at VoteIndianRiver.gov. In case of an emergency and when time does not permit, the notice of the new polling place will be posted at the old polling place site.

If you need assistance at any time during the voting process, do not hesitate to ask an election worker for help.

WHAT TO EXPECT AT THE POLLS

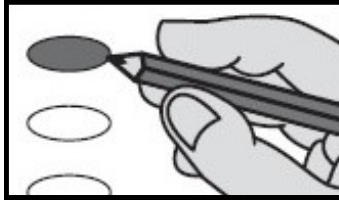


Electronic Pollbooks

Present your current and valid photo and signature ID.

Proceed to a voting booth with your ballot and secrecy sleeve.

Remove your ballot from the secrecy sleeve. Insert your ballot into the digital scanner. If your ballot is marked correctly, the scanner will record your votes and deposit your ballot into a locked ballot box.



Paper ballots

Sign the Electronic Pollbook signature pad with the provided stylus.

Use the pen provided to fill in the oval next to your choices.



Digital Scanners

Initial your voting pass to verify you are receiving the correct ballot.

Review your ballot. If you are satisfied, place your ballot in the secrecy sleeve and take it to the scanner.

Collect your "I Voted" sticker as you exit.

How to Mark Your Ballot

Darken the oval to the left of your choices.

For Write-In Candidates: Darken the oval to the left of the word "write-in," and write the name of the qualified write-in candidate on the line provided.

If you make a mistake, ask an election worker for a replacement ballot; up to two replacement ballots are permitted.

3 WAYS TO VOTE

In Florida there are three ways to vote: by mail, early and on Election Day, making it extremely convenient for your voice and vote to be heard. Be prepared to provide current and valid photo and signature ID if you choose to vote early or on Election Day.

1. Vote By Mail

WHO CAN VOTE BY MAIL?

Any registered voter may vote by mail and vote-by-mail ballots can be mailed anywhere in the world. A vote-by-mail ballot request can be made in person, by phone, mail, email or online at VoteIndianRiver.gov. One request can cover a specific election or all elections through the next regularly scheduled general election. Vote-by-mail ballots cannot be forwarded making it important to keep your address up to date with the Elections Office.

HOW TO REQUEST A VOTE-BY-MAIL BALLOT:

- Call 772-226-4700.
- Visit VoteIndianRiver.gov; select **Request a Vote-By-Mail Ballot**.
- Mail your request to or visit the Elections Office at 4375 43rd Ave., Vero Beach. Requests must be received by 5 p.m. the 12th day before an election.

Military and overseas voters: Ballots are mailed **45** days before an election; ballots also can be faxed or e-mailed upon request.

Domestic voters: Ballots are mailed **40 - 33** days before an election.

7pm Voted ballots must be signed and received by the Supervisor of Elections Office **no later than 7 p.m.** on Election Day in order to be counted. Voted mail ballots will not be accepted at polling locations on Election Day.

RETURNING YOUR COMPLETED VOTE-BY-MAIL BALLOT

After marking your ballot using a black or blue ink pen:

1. Insert your ballot into the secrecy sleeve included in your vote-by-mail packet.
2. Insert your secrecy sleeve and ballot into the return envelope.
3. Sign, date and seal the return envelope.
4. Return your ballot 1 of 3 ways:
 - Mail it using the proper postage.
 - Deliver it to a secure ballot intake station, available at each early voting site during early voting hours only.
 - Deliver it to the secure ballot intake station inside at the SOE office during business hours.

2. Vote Early

When: During federal elections, early voting must be offered for at least eight days, beginning the 10th day before an election. Early voting shall be provided for no less than 8 hours and no more than 12 hours per day at each site.

Where: You may vote at any of the locations listed below.

Early Voting Locations

Supervisor of Elections Office

4375 43rd Avenue, Vero Beach

Sebastian City Hall Council Chambers

1225 Main Street, Sebastian

Indian River County Main Library

1600 21st Street, Vero Beach

3. Vote on Election Day

WHEN: Polls are open 7 a.m. to 7 p.m.

WHERE: You are required to vote at your assigned polling location on Election Day, based on your legal address. To determine your polling location, check your voter information card, call the Elections Office, or select **Find My Polling Place** on our website, www.voteindianriver.gov.

Be sure the address on record with the Elections Office is your current address. If your address differs, call the Elections Office as soon as possible to update your voter information and avoid delays at the polls.



FORMS OF ACCEPTABLE ID

- FL Driver License
- FL ID Card (DHSMV Issued)
- U.S. Passport
- Debit or Credit Card
- Military ID
- Student ID
- Retirement Center ID
- Neighborhood Association ID
- Public Assistance ID
- Veterans Affairs ID
- Concealed Weapons Permit
- Government Issued Employee ID

If the photo ID presented does not contain the voter's signature, a separate ID with the voter's signature is required. For example, a student ID with a photo and a credit card or other identification such as a library card with the voter's signature.

Provisional ballots: If you forget your ID, you may vote a provisional ballot, which will be evaluated by the Canvassing Board for determination of eligibility. See FAQs for more information.